



1,806

Veterans


Veterans experiencing homelessness
18% reduction since 2017



1,355

Unaccompanied Youth

Youth with no parent or guardian
present were experiencing
homelessness



1,919

Households with children

Decrease of 11% from 2017

24 Hours in Texas

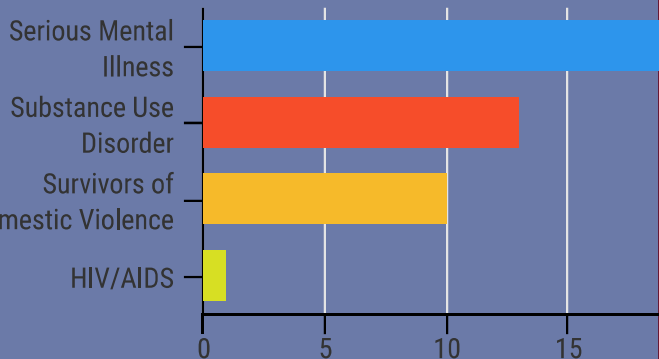
Point-In-Time Count, January 2019

25,848 People Counted



43%

Adults had some barrier to housing.



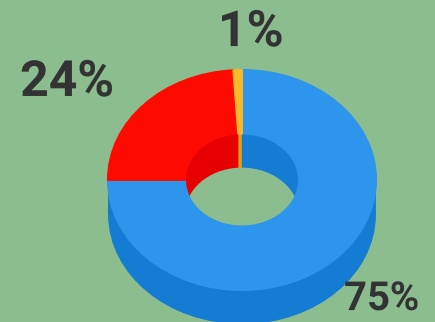
● 2019

18%

DECREASE in
people who
are
Chronically
Homeless
since 2015

(3,511 total CH in 2019)

Homelessness by Household type



- Household Without Children
- Households With Children
- Households With Only Children



HUD 2019 Continuum of Care Homeless Assistance Programs Homeless Populations and Subpopulations

Important Notes About This Data: This report is based on point-in-time information provided to HUD by Continuums of Care (CoCs) as part of their CoC Program application process, per the Notice of Funding Availability (NOFA) for the Fiscal Year 2019 Continuum of Care Program Competition. CoCs are required to provide an unduplicated count of homeless persons according to HUD standards (explained in HUD's annual HIC and PIT count notice and HUD's Point-in-Time Count Methodology Guide <https://www.hudexchange.info/hdx/guides/pit-hic/>). HUD has conducted a limited data quality review but has not independently verified all of the information submitted by each CoC. The reader is therefore cautioned that since compliance with these standards may vary, the reliability and consistency of the homeless counts may also vary among CoCs. Additionally, a shift in the methodology a CoC uses to count the homeless may cause a change in homeless counts between reporting periods.

State Name: Texas

Point-in Time Date: 1/27/2019

Summary by household type reported:

	Sheltered		Unsheltered	Total
	Emergency Shelter	Transitional Housing*		
Households without children ¹	6,708	1,697	10,504	18,909
Households with at least one adult and one child ²	1,253	591	75	1,919
Households with only children ³	149	17	31	197
Total Homeless Households	8,110	2,305	10,610	21,025

Summary of persons in each household type:

Persons in households without children¹	6,747	1,743	10,917	19,407
Persons Age 18 to 24	450	196	596	1,242
Persons Over Age 24	6,297	1,547	10,321	18,165
Persons in households with at least one adult and one child²	4,050	1,913	274	6,237
Children Under Age 18	2,650	1,246	149	4,045
Persons Age 18 to 24	170	97	14	281
Persons Over Age 24	1,230	570	111	1,911
Persons in households with only children³	153	20	31	204
Total Homeless Persons	10,950	3,676	11,222	25,848

Demographic summary by ethnicity:

	Sheltered		Unsheltered	Total
	Emergency Shelter	Transitional Housing*		
Hispanic / Latino	2,900	1,077	2,987	6,964
Non-Hispanic / Non- Latino	8,050	2,599	8,235	18,884
Total	10,950	3,676	11,222	25,848

Demographic summary by gender:

Female	4,860	1,898	2,646	9,404
Male	6,063	1,768	8,530	16,361
Transgender	25	9	32	66
Gender Non-Conforming (i.e. not exclusively male or female)	2	1	14	17
Total	10,950	3,676	11,222	25,848

* Safe Haven programs are included in the Transitional Housing category.

¹This category includes single adults, adult couples with no children, and groups of adults.

²This category includes households with one adult and at least one child under age 18.

³This category includes persons under age 18, including children in one-child households, adolescent parents and their children, adolescent siblings, or other household configurations composed only of children.



HUD 2019 Continuum of Care Homeless Assistance Programs Homeless Populations and Subpopulations

Important Notes About This Data: This report is based on point-in-time information provided to HUD by Continuums of Care (CoCs) as part of their CoC Program application process, per the Notice of Funding Availability (NOFA) for the Fiscal Year 2019 Continuum of Care Program Competition. CoCs are required to provide an unduplicated count of homeless persons according to HUD standards (explained in HUD's annual HIC and PIT count notice and HUD's Point-in-Time Count Methodology Guide <https://www.hudexchange.info/hdx/guides/pit-hic/>). HUD has conducted a limited data quality review but has not independently verified all of the information submitted by each CoC. The reader is therefore cautioned that since compliance with these standards may vary, the reliability and consistency of the homeless counts may also vary among CoCs. Additionally, a shift in the methodology a CoC uses to count the homeless may cause a change in homeless counts between reporting periods.

Demographic summary by race:

	Sheltered		Unsheltered	Total
	Emergency Shelter	Transitional Housing*		
Black or African-American	4,642	1,624	3,356	9,622
White	5,802	1,818	7,364	14,984
Asian	82	66	54	202
American Indian or Alaska Native	91	21	133	245
Native Hawaiian or Other Pacific Islander	26	16	35	77
Multiple Races	307	131	280	718
Total	10,950	3,676	11,222	25,848

Summary of chronically homeless households by household type reported:

	Sheltered		Unsheltered	Total
	Emergency Shelter	Transitional Housing*		
Chronically Homeless households with at least one adult and one child ²	56	0	6	62

Summary of chronically homeless persons in each household type:

Chronically Homeless persons in households without children ¹	1,419	57	1,862	3,338
Chronically Homeless persons in households with at least one adult and one child ²	153	0	20	173
Chronically Homeless persons in households with only children ³	0	0	0	0
Total Chronically Homeless Persons	1,572	57	1,882	3,511

Summary of all other populations reported:

Severely Mentally Ill	1,946	621	2,288	4,855
Chronic Substance Abuse	1,228	561	1,623	3,412
Veterans	743	482	581	1,806
HIV/AIDS	113	48	156	317
Victims of Domestic Violence	1,470	577	466	2,513
Unaccompanied Youth	529	213	613	1,355
Unaccompanied Youth Under 18	153	20	31	204
Unaccompanied Youth 18-24	376	193	582	1,151
Parenting Youth	112	62	10	184
Parenting Youth Under 18	0	0	0	0
Parenting Youth 18-24	112	62	10	184
Children of Parenting Youth	170	96	14	280

* Safe Haven programs are included in the Transitional Housing category.

¹This category includes single adults, adult couples with no children, and groups of adults.

²This category includes households with one adult and at least one child under age 18.

³This category includes persons under age 18, including children in one-child households, adolescent parents and their children, adolescent siblings, or other household configurations composed only of children.

CoC	PIT Count Date
TX - 611 - Amarillo	January 24, 2020
TX - 503 - Austin/Travis County	January 25, 2020
TX - 607 - Balance of State CoC	January 23, 2020
TX - 701 - Bryan/College Station/Brazos Valley	January 30, 2020
TX - 600 - Dallas City and County, Irving - TEMP Contact	January 23, 2020
TX - 603 - El Paso City and County	January 23, 2020
TX - 601 - Fort Worth, Arlington/Tarrant County CoC	January 23, 2020
TX - 700 - Houston/Harris County	January 27, 2020
TX -500 - San Antonio/Bexar County	January 23, 2020
TX - 604 - Waco/Mc Lennan County	1/26/2020*
TX - 624 - Wichita Falls/Wise, Palo Pinto, Wichita, Archer Counties	January 23, 2020

*Waco also has a service count at Project Homeless Connect on the 28th.

