



TEXAS DEPARTMENT OF HOUSING AND COMMUNITY AFFAIRS

www.tdhca.state.tx.us

Homeless Housing and Services Program
Report on
State Fiscal Years 2015 and 2016

Published April 19, 2017



Contents

| | |
|--|-----------|
| Introduction | 4 |
| Program Design | 5 |
| <i>HHSP Percent Expended, SFYs 2015 and 2016</i> | <i>7</i> |
| <i>Expenditures for HHSP SFYs 2015 and 2016 by Subrecipients and Subgrantees</i> | <i>8</i> |
| Total Served | 9 |
| Emergency Assistance Facilities | 10 |
| <i>Persons Served by Emergency Assistance Facilities, SFYs 2015 and 2016</i> | <i>10</i> |
| <i>Persons Served by Emergency Assistance Facilities, SFYs 2015 and 2016 - Bar Chart</i> | <i>11</i> |
| Re-housing or Homelessness Prevention Housing and Services | 12 |
| <i>Persons Served with Re-Housing or Homelessness Prevention, SFYs 2015 and 2016</i> | <i>12</i> |
| <i>Persons Served with Re-Housing or Homelessness Prevention, SFYs 2015 and 2016 - Bar Chart</i> | <i>12</i> |
| Case Management | 13 |
| <i>Persons Served with Case Management, SFYs 2015 and 2016</i> | <i>13</i> |
| <i>Persons Served with Case Management, SFYs 2015 and 2016 – Bar Chart</i> | <i>14</i> |
| Demographics | 15 |
| <i>Racial Makeup of HHSP Clients, SFYs 2015 and 2016</i> | <i>15</i> |
| <i>Percentage of Racial Makeup of HHSP Clients, SFYs 2015 and 2016</i> | <i>15</i> |
| <i>Percentage of Racial Makeup of HHSP Clients, SFYs 2015 and 2016 – Pie Chart</i> | <i>16</i> |
| <i>Hispanic/Non-Hispanic Makeup of HHSP Clients, SFYs 2015 and 2016</i> | <i>16</i> |
| <i>Hispanic/Non-Hispanic Makeup of HHSP Clients, SFYs 2015 and 2016 – Pie Chart</i> | <i>17</i> |
| <i>Ages of HHSP Clients, SFYs 2015 and 2016</i> | <i>17</i> |
| <i>Percentages of Ages of HHSP Clients, SFYs 2015 and 2016</i> | <i>18</i> |
| <i>Percentages of Ages of HHSP Clients, SFYs 2015 and 2016 – Pie Chart</i> | <i>18</i> |
| Construction | 19 |

| | |
|---|----|
| <i>Mother Teresa Shelter - Corpus Christi</i> | 19 |
| <i>Haven for Hope</i> | 22 |
| Youth Count Texas! | 26 |
| Client Experiences | 27 |
| HHSP Subrecipient Experiences | 29 |
| Historical HHSP | 33 |
| <i>Point-in-Time Counts, 2009, 2014, 2016</i> | 33 |
| <i>City Population, 2009-2015</i> | 34 |
| <i>HHSP Funding Sources, SFYs 2010-2016</i> | 34 |
| <i>HHSP Funding Sources, SFYs 2010-2016 – Pie Chart</i> | 35 |
| 2017 HHSP | 36 |
| <i>HHSP Subrecipient Budget Categories, SFY 2017</i> | 36 |
| <i>HHSP Subgrantees, SFY 2017</i> | 37 |
| <i>HHSP Activities, SFY 2017</i> | 37 |

Introduction

The Homeless Housing and Services Program (“HHSP”) was established by the 81st Texas Legislature in 2009 through an appropriations rider and codified by the 82nd Texas Legislature in 2011. Pursuant to Tex. Gov’t Code §2306.2585, HHSP is administered by the Texas Department of Housing and Community Affairs (“TDHCA” or the “Department”) to provide for the construction, development, or procurement of housing for homeless persons; and provide local programs to prevent and eliminate homelessness.

For State Fiscal Years (“SFYs”) 2015 (9/1/2014-8/31/2015) and 2016 (9/1/2015-8/31/2016), HHSP was allocated \$10,000,000 in General Revenue (“GR”) by the Legislature. By statute, these funds are used in municipalities with population of 285,500 or more. Funds were distributed by allocation formula to the eight cities with population required to receive HHSP: Arlington, Austin, Corpus Christi, Dallas, El Paso, Fort Worth, Houston and San Antonio.

This document provides a two-year report of the funding uses and activities of HHSP, as well as a look forward to SFY 2017’s (9/1/2016-8/31/2017) anticipated use of HHSP funds.

Program Design

Each city tailors HHSP to local needs. For example, throughout HHPS, three cities requested that TDHCA contract directly with a local nonprofit to use HHSP. The City of Corpus Christi requested TDHCA contract with Mother Teresa Shelter, Inc., the City of Fort Worth requested TDHCA contract directly with United Way of Tarrant County, and the City of San Antonio requested TDHCA contract directly with Haven for Hope.

There is a wide range of activities allowable under HHSP with the focus on assisting persons experiencing or at-risk of homelessness. Within the range, HHSP has the following budget categories:

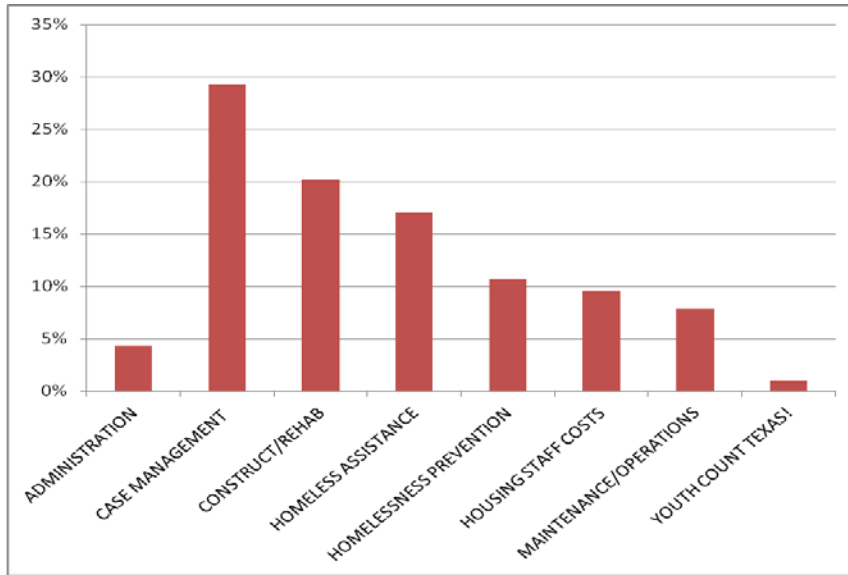
- Administration
 - Staff time related to performing management, reporting and accounting of program activities by the city or non-profit.
- Case Management
 - Staff time dedicated to providing services to persons experiencing or at-risk of homelessness, including, but not limited to, counseling, mental health services, health care, child care, referral services, job training, and drug and alcohol rehabilitation.
- Construction/Rehabilitation
 - Predevelopment costs include environmental review, site-control, survey, appraisal, architectural fees, and legal fees. Development costs include land acquisition costs, site work including infrastructure for service utilities/walkways/curbs/gutters, construction to meet uniform building codes, construction to meet international energy conservation code, accessibility features to site and building, local rehabilitation standards, essential improvements, energy-related improvements, abatement of lead-based paint hazards, barrier removal/construction costs for accessibility features for persons with disabilities, non-luxury general property improvements, site improvements and utility connections, and lot clearing and site preparations.
- Financial Assistance - Homelessness Prevention
 - Financial assistance activities provided to individuals or families who are at risk of homelessness, such as rent, utilities, security deposits, utility deposits, motel/hotel costs, local transportation assistance, and other costs attributable to providing financial assistance to individuals or families who are at risk of homelessness.

- Financial Assistance - Homeless Assistance
 - Financial assistance activities provided to individuals or families who are experiencing homelessness, such as rent, utilities, security deposits, utility deposits, motel/hotel costs, moving costs, local transportation assistance, and other costs attributable to providing financial assistance to individuals or families experiencing homelessness.
- Housing Staff
 - Staff time dedicated to securing housing for individuals or families who are experiencing homelessness or are at risk of homelessness.
- Maintenance, Operation, and Furnishings
 - Rent, utilities, supplies, and equipment purchases related housing for individuals or families who are experiencing homelessness or are at risk of homelessness.

For SFY 2016 contracts, HHSP also offered one additional budget category: Youth Count Texas! The 84th Texas Legislative Session’s House Bill 679 required the Texas Department of Housing and Community Affairs (“TDHCA”), in conjunction with the Texas Interagency Council for the Homeless (“TICH”), to conduct a study of homeless youth and submit a report to the Texas Legislature on December 1, 2016. Youth Count Texas! was developed to mobilize communities across Texas to count and survey young people experiencing homelessness and housing instability either in conjunction with their point-in-time counts or through specific data collection efforts targeted toward youth. Cities were given the opportunity to voluntarily contribute a pro-rata share of their HHSP award to provide point-in-time training to volunteers, technical assistance to the Continuum of Care organizations, a data collection system, and a report on the successes and challenges of the count.

For SFYs 2015 and 2016, the most common expenditures were for case management, at 29% of total funds. Seven of the eight HHSP Subrecipients used funding for case management. Case management is followed by construction/rehabilitation at 20% of total funds. Two of the eight Subrecipients used HHSP for construction/rehabilitation: Haven for Hope (San Antonio), and Mother Teresa Shelter, Inc (Corpus Christi). Financial Assistance – Homeless Assistance accounted for 17% of all expenditures, and was used by six of the eight Subrecipients. Financial Assistance – Homelessness Prevention was 17% of all expenditures, and was used by four of the eight Subrecipients.

HHSP Percent Expended, SFYs 2015 and 2016



Expenditures for HHSP SFYs 2015 and 2016 by Subrecipients and Subgrantees

| Budget Category | City of Arlington | City of Austin | City of Dallas | City of El Paso | City of Houston | Haven for Hope | Mother Teresa Shelter, Inc. | United Way of Tarrant County |
|--|-------------------|--------------------|--------------------|------------------|--------------------|--------------------|-----------------------------|------------------------------|
| ADMINISTRATION | \$19,831 | \$22,117 | \$79,174 | \$47,027 | \$166,540 | \$40,000 | \$9,992 | \$32,239 |
| CASE MANAGEMENT SALARY | \$14,594 | \$134,814 | \$730,137 | \$46,664 | \$1,706,969 | \$90,000 | \$109,838 | \$- |
| CONSTRUCTION/REHABILITATION | \$- | \$- | \$- | \$- | \$- | \$1,751,233 | \$200,977 | \$- |
| FINANCIAL ASSISTANCE - HOMELESS ASSISTANCE | \$85,582 | \$245,319 | \$- | \$30,851 | \$275,585 | \$- | \$40,020 | \$969,649 |
| FINANCIAL ASSISTANCE - HOMELESSNESS PREVENTION | \$203,414 | \$- | \$- | \$695,284 | \$94,029 | \$- | \$45,418 | \$- |
| HOUSING STAFF COSTS | \$53,915 | \$- | \$758,029 | \$49,594 | \$21,677 | \$- | \$38,747 | \$- |
| MAINTENANCE, OPERATIONS, AND FURNISHINGS | \$- | \$612,468 | \$- | \$- | \$121,978 | \$24,166 | \$- | \$- |
| YOUTH COUNT TEXAS! | \$3,844 | \$- | \$16,130 | \$12,500 | \$26,408 | \$19,201 | \$12,500 | \$- |
| Grand Total | \$381,181 | \$1,014,718 | \$1,583,470 | \$881,919 | \$2,413,185 | \$1,924,600 | \$457,492 | \$1,001,888 |

Total Served

The table below shows the total persons and households served by HHSP Subrecipient.

| Name | Persons Served with Homelessness Prevention | Persons Served with Homelessness Assistance | Households Served with Homelessness Prevention | Households Served with Homelessness Assistance |
|---|---|---|--|--|
| City of Arlington | 284 | 117 | 113 | 50 |
| City of Austin | 0 | 237 | 0 | 139 |
| City of Dallas | 0 | 1,626 | 0 | 1,572 |
| City of El Paso | 2,225 | 135 | 748 | 93 |
| City of Houston | 94 | 901 | 49 | 481 |
| Haven for Hope - City of San Antonio | 0 | 4,853 | 0 | 3,568 |
| Mother Teresa Shelter - Corpus Christi | 126 | 1,656 | 42 | 1,565 |
| United Way of Tarrant County - Fort Worth | 0 | 207 | 0 | 160 |
| Grand Total | 2729 | 9732 | 952 | 7,628 |

Emergency Assistance Facilities

Assistance for persons experiencing homelessness can include emergency assistance facilities such as emergency shelter, transitional shelters, hotel/motel vouchers, drop-in centers, food pantries, and soup kitchens. Emergency shelters are facilities whose primary purpose is to provide temporary or transitional shelter for persons experiencing homelessness. Transitional shelter can be a range of shelter options to house persons until they can return to or recover permanent housing. Motels/hotels are issued when shelters are at capacity or not able to host the persons experiencing homelessness, or if the shelter is for a specific population, such as men or women. Drop-in centers are areas where persons experiencing homelessness can receive meals, showers, or access to services. Food pantries, also known as food banks, are organizations that distribute food, such as packaged food to prepare, to those who have difficulty obtaining enough food to avoid hunger. Soup kitchens provide free prepared food for persons experiencing homelessness or persons with low incomes.

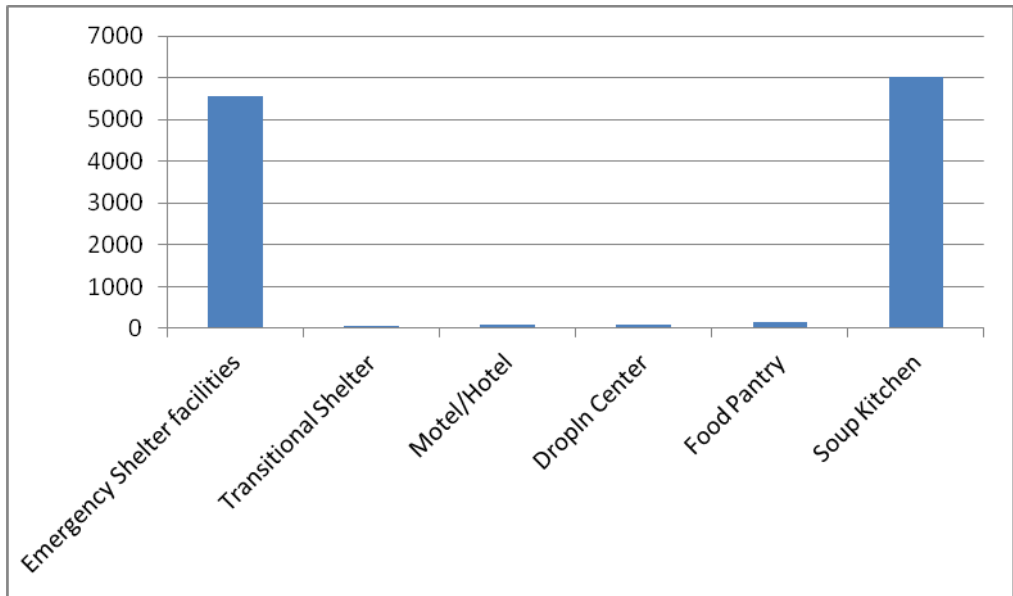
The usage of each emergency assistance facility by HHSP Subrecipient is seen below. Please note that persons could be served by more than one emergency assistance facility.

Persons Served by Emergency Assistance Facilities, SFYs 2015 and 2016

| HHSP Subrecipient | Emergency Shelter | Transitional Shelter | Motel/Hotel | Drop-in Center | Food Pantry | Soup Kitchen |
|---|-------------------|----------------------|-------------|----------------|-------------|--------------|
| City of Arlington | 0 | 0 | 91 | 0 | 0 | 0 |
| City of Austin | 141 | 0 | 0 | 0 | 0 | 0 |
| City of Dallas | 539 | 0 | 0 | 0 | 0 | 0 |
| City of El Paso | 0 | 0 | 0 | 0 | 0 | 8 |
| City of Houston | 0 | 0 | 0 | 0 | 0 | 0 |
| Haven for Hope - City of San Antonio | 4,853 | 0 | 0 | 0 | 0 | 4,439 |
| Mother Teresa Shelter - Corpus Christi | 17 | 56 | 0 | 84 | 163 | 1,563 |
| United Way of Tarrant County - Fort Worth | 0 | 0 | 0 | 0 | 0 | 0 |
| Grand Total | 5,550 | 56 | 91 | 84 | 163 | 6,010 |

The two most common emergency facilities accessed were emergency shelters and soup kitchens. Haven for Hope in San Antonio provided the most people with emergency shelter facilities, followed by Mother Teresa Shelter in Corpus Christi.

Persons Served by Emergency Assistance Facilities, SFYs 2015 and 2016 - Bar Chart



Re-housing or Homelessness Prevention Housing and Services

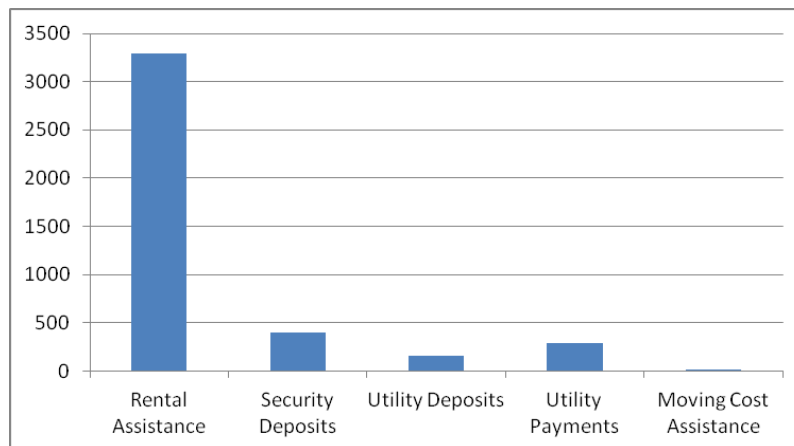
Re-housing persons experiencing homelessness or maintaining housing for persons at-risk of homelessness can include several housing-related costs. Rental assistance is rent paid to the landlord to gain or retain housing for the client. Security deposits and utility deposits are mainly provided to re-house persons who are experiencing homelessness. Moving costs can assist persons who cannot stay in their current housing situation to move into a more stable housing situation.

The usage of re-housing and homelessness prevention housing and services by HHSP Subrecipient is seen below. Please note that persons could be served by more than service.

Persons Served with Re-Housing or Homelessness Prevention, SFYs 2015 and 2016

| HHSP Subrecipient | Rental Assistance | Security Deposits | Utility Deposits | Utility Payments | Moving Cost Assistance |
|---|-------------------|-------------------|------------------|------------------|------------------------|
| City of Arlington | 308 | 28 | 0 | 189 | 0 |
| City of Austin | 170 | 43 | 11 | 80 | 5 |
| City of Dallas | 0 | 0 | 0 | 0 | 0 |
| City of El Paso | 2312 | 0 | 43 | 5 | 0 |
| City of Houston | 152 | 177 | 4 | 0 | 0 |
| Haven for Hope - City of San Antonio | 0 | 92 | 81 | 0 | 0 |
| Mother Teresa Shelter - Corpus Christi | 139 | 48 | 20 | 8 | 0 |
| United Way of Tarrant County - Fort Worth | 207 | 10 | 0 | 3 | 1 |
| Grand Total | 3,288 | 398 | 159 | 285 | 6 |

Persons Served with Re-Housing or Homelessness Prevention, SFYs 2015 and 2016 - Bar Chart



The most common types of assistance were rental and security deposits. The City of El Paso served the most number of persons with rental assistance, followed by the City of Arlington.

Case Management

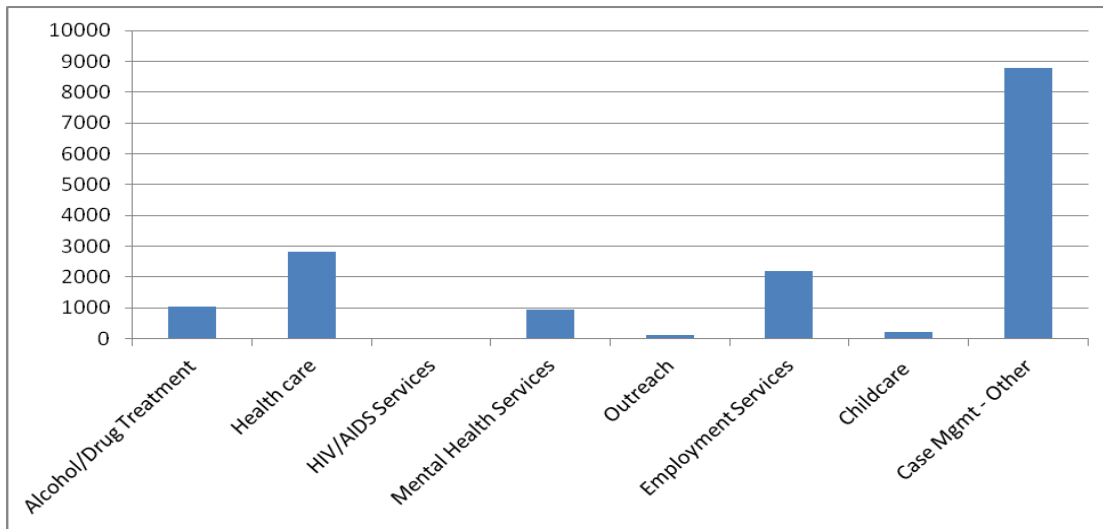
Case management is a broad category for non-financial assistance received by HHSP clients. As seen under Program Design, case management was the highest-funded HHSP activity in SFYs 2015 - 2016. Case management can include various health related services, such as alcohol or drug treatment, health care, HIV/AIDS services, and mental health services. HHSP Subrecipients may also provide outreach to persons who are living in places not meant for human habitation, such as the street or abandoned buildings. Employment services can assist with obtaining or retaining employment. Childcare may assist with retaining or finding employment or stable housing. There are additional case management activities, such as obtaining federal benefits, life skills training, and education services, that are included through Case Management – Other.

The usage of case management by HHSP Subrecipient is seen below. Please note that persons could be served by more than service.

Persons Served with Case Management, SFYs 2015 and 2016

| HHSP Subrecipient | Alcohol Drug Treatment | Health care | HIV/AIDS Services | Mental Health Services | Outreach | Employment Services | Child-care | Case Management - Other |
|---|------------------------|--------------|-------------------|------------------------|------------|---------------------|------------|-------------------------|
| City of Arlington | 0 | 0 | 0 | 0 | 0 | 0 | 0 | 401 |
| City of Austin | 0 | 12 | 6 | 2 | 0 | 7 | 0 | 61 |
| City of Dallas | 0 | 0 | 0 | 198 | 0 | 100 | 0 | 1,193 |
| City of El Paso | 0 | 2 | 0 | 0 | 0 | 0 | 0 | 2197 |
| City of Houston | 0 | 0 | 0 | 0 | 0 | 0 | 87 | 862 |
| Haven for Hope - City of San Antonio | 1,012 | 2,436 | 0 | 730 | 0 | 1,980 | 123 | 3,263 |
| Mother Teresa Shelter - Corpus Christi | 24 | 368 | 4 | 22 | 119 | 116 | 2 | 673 |
| United Way of Tarrant County - Fort Worth | 0 | 0 | 0 | 0 | 0 | 0 | 0 | 146 |
| Grand Total | 1,036 | 2,818 | 10 | 952 | 119 | 2,203 | 212 | 8,796 |

Persons Served with Case Management, SFYs 2015 and 2016 – Bar Chart



The most common case management was the “other” category, followed by health care and employment services. Haven for Hope in San Antonio assisted the most persons with case management, followed by the City of El Paso.

Demographics

The demographics of those served with HHSP varied by city. Below are statistics based on reported race, ethnicity, and age. Please note that not all clients chose to answer these questions.

For race, the majority of the clients reported themselves as White, followed by Black.

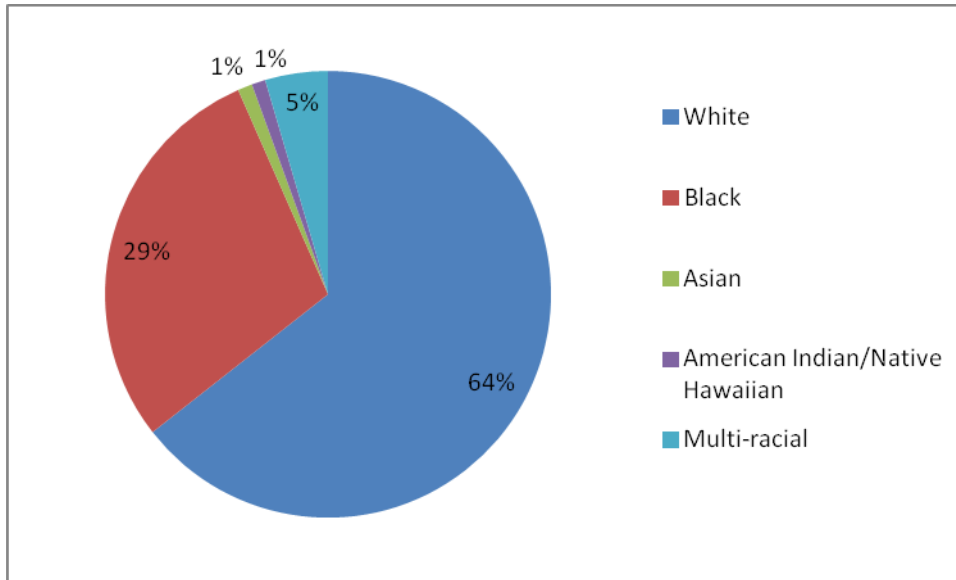
Racial Makeup of HHSP Clients, SFYs 2015 and 2016

| HHSP Subrecipient | White | Black | Asian | American Indian/Native Hawaiian | Multi-racial | Total |
|---|--------------|--------------|------------|---------------------------------|--------------|---------------|
| City of Arlington | 56 | 288 | 0 | 1 | 56 | 401 |
| City of Austin | 101 | 133 | 1 | 0 | 2 | 237 |
| City of Dallas | 436 | 978 | 23 | 33 | 156 | 1,626 |
| City of El Paso | 2,156 | 172 | 1 | 9 | 22 | 2,360 |
| City of Houston | 136 | 747 | 73 | 12 | 27 | 995 |
| Haven for Hope - City of San Antonio | 3,641 | 974 | 26 | 58 | 154 | 4,853 |
| Mother Teresa Shelter - Corpus Christi | 1,417 | 200 | 7 | 8 | 150 | 1,782 |
| United Way of Tarrant County - Fort Worth | 84 | 119 | 0 | 4 | 0 | 207 |
| Grand Total | 8,027 | 3,611 | 131 | 125 | 567 | 12,461 |

Percentage of Racial Makeup of HHSP Clients, SFYs 2015 and 2016

| HHSP Subrecipient | White | Black | Asian | American Indian/Native Hawaiian | Multi-racial |
|---|------------|------------|-----------|---------------------------------|--------------|
| City of Arlington | 14% | 72% | 0% | 0% | 14% |
| City of Austin | 43% | 56% | 0% | 0% | 1% |
| City of Dallas | 27% | 60% | 1% | 2% | 10% |
| City of El Paso | 91% | 7% | 0% | 0% | 1% |
| City of Houston | 14% | 75% | 7% | 1% | 3% |
| Haven for Hope - City of San Antonio | 75% | 20% | 1% | 1% | 3% |
| Mother Teresa Shelter - Corpus Christi | 80% | 11% | 0% | 0% | 8% |
| United Way of Tarrant County - Fort Worth | 41% | 57% | 0% | 2% | 0% |
| Grand Total | 64% | 29% | 1% | 1% | 5% |

Percentage of Racial Makeup of HHSP Clients, SFYs 2015 and 2016 – Pie Chart

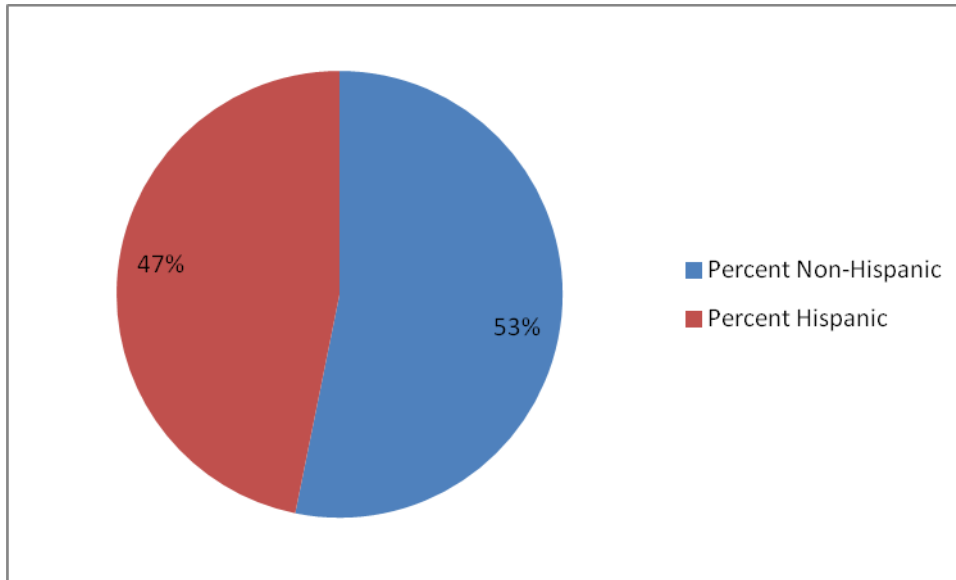


Most clients reported themselves as non-Hispanic, as can be seen in the chart below.

Hispanic/Non-Hispanic Makeup of HHSP Clients, SFYs 2015 and 2016

| HHSP Subrecipient | Non-Hispanic | Percent Non-Hispanic | Hispanic | Percent Hispanic | Total |
|---|--------------|----------------------|--------------|------------------|---------------|
| City of Arlington | 338 | 85% | 62 | 16% | 400 |
| City of Austin | 182 | 77% | 54 | 23% | 236 |
| City of Dallas | 1,350 | 83% | 273 | 17% | 1,623 |
| City of El Paso | 251 | 11% | 2,109 | 89% | 2,360 |
| City of Houston | 696 | 91% | 72 | 9% | 768 |
| Haven for Hope - City of San Antonio | 2,530 | 52% | 2,291 | 48% | 4,821 |
| Mother Teresa Shelter - Corpus Christi | 951 | 53% | 831 | 47% | 1,782 |
| United Way of Tarrant County - Fort Worth | 190 | 92% | 17 | 8% | 207 |
| Grand Total | 6,488 | 53% | 5,709 | 47% | 12,197 |

Hispanic/Non-Hispanic Makeup of HHSP Clients, SFYs 2015 and 2016 – Pie Chart



Most clients served were between ages 19-50, followed by clients between 51-65 years old, as shown by the chart below.

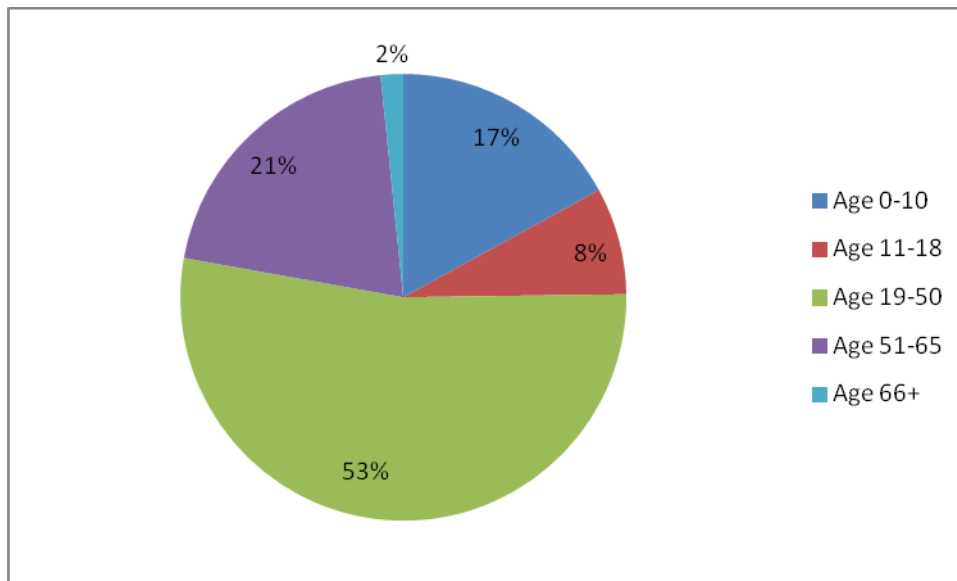
Ages of HHSP Clients, SFYs 2015 and 2016

| HHSP Subrecipient | Age 0-10 | Age 11-18 | Age 19-50 | Age 51-65 | Age 66+ | Total |
|---|--------------|------------|--------------|--------------|------------|---------------|
| City of Arlington | 118 | 91 | 151 | 37 | 4 | 401 |
| City of Austin | 66 | 17 | 88 | 62 | 4 | 237 |
| City of Dallas | 0 | 3 | 922 | 660 | 41 | 1,626 |
| City of El Paso | 802 | 434 | 899 | 196 | 29 | 2,360 |
| City of Houston | 213 | 111 | 397 | 268 | 6 | 995 |
| Haven for Hope - City of San Antonio | 836 | 246 | 2,840 | 868 | 63 | 4,853 |
| Mother Teresa Shelter - Corpus Christi | 70 | 58 | 1,248 | 365 | 41 | 1,782 |
| United Way of Tarrant County - Fort Worth | 16 | 7 | 65 | 103 | 16 | 207 |
| Grand Total | 2,121 | 967 | 6,610 | 2,559 | 204 | 12,461 |

Percentages of Ages of HHSP Clients, SFYs 2015 and 2016

| HHSP Subrecipient | Age 0-10 | Age 11-18 | Age 19-50 | Age 51-65 | Age 66+ |
|---|------------|-----------|------------|------------|-----------|
| City of Arlington | 29% | 23% | 38% | 9% | 1% |
| City of Austin | 28% | 7% | 37% | 26% | 2% |
| City of Dallas | 0% | 0% | 57% | 41% | 3% |
| City of El Paso | 34% | 18% | 38% | 8% | 1% |
| City of Houston | 21% | 11% | 40% | 27% | 1% |
| Haven for Hope - City of San Antonio | 17% | 5% | 59% | 18% | 1% |
| Mother Teresa Shelter - Corpus Christi | 4% | 3% | 70% | 20% | 2% |
| United Way of Tarrant County - Fort Worth | 8% | 3% | 31% | 50% | 8% |
| Grand Total | 17% | 8% | 53% | 21% | 2% |

Percentages of Ages of HHSP Clients, SFYs 2015 and 2016 – Pie Chart



Construction

Two HHSP Subrecipients used funds for construction: Mother Teresa Shelter (Corpus Christi) and Haven for Hope (San Antonio). Details of their construction projects as provided to TDHCA are included below.

Mother Teresa Shelter - Corpus Christi

- SFY 2015, Construction and Rehabilitation: Remove, dispose, and prepare all restroom floors for installation of new ceramic tile floors.
 - By replacing the 31 year old linoleum floors with ceramic tile floors, there may be easy maintenance and, over time they become cost effective, especially for agencies with programs with daily heavy traffic. Another benefit of tile floors is the durability, and they are easy to repair, and clean.
- SFY 2015, Men's and Women's restrooms/showers.
 - Demolish and dispose of restroom fixtures; i.e. urinals, toilets, shower stalls with all accessories, laboratory sinks and faucets. Remove and install grab bars, toilet paper and paper towel dispensers, including safety mirrors on the wall. Last ADA renovation done to the restrooms and shower stalls were completed 11 years ago.
 - Presently the facility has to limit the number of clients that can use the restrooms, especially the showers. Bathrooms and shower facilities will be provided with new fixtures, and toilet accessories to include: Commercial Grade ADA Compliant Commodes, ADA Compliant Laboratory Sinks, with ADA Facets, and ADA Compliant Drain Pipe Covers. In addition, ADA compliant shower stall with ADA Grab Bars, Seat, and Slide Bar were installed.
- SFY 2015, Paving the entrance of the building, putting sidewalks along side of the building, installing gutters along the building's roof, and repair of the foundation in the main building.
 - By paving the main entrance of the building, and placing sidewalks around the building, it will help prevent the rain waters from accumulating and flooding the interior/exterior of the building. The shelter main building roof was installed without gutters; as a result, every time it rains the water from the roof is deposit/accumulates alongside the building causing the foundation to retain excessive amount of water.
 - By installing gutters, the rain waters will be redirected away from the building solving the flooding problems the structure is currently experiencing. Approximately three (3) weeks after removing the VCT tile floors, and replacing them with Ceramic Tiles, a heavy rain saturated the foundation causing the floors to become uneven; as a result, several tiles had to be removed revealing that the foundation is in need of repair.

- SFY 2016, Replacement of concrete.
 - To be in compliance with ADA Standards, the concrete from the main entrance of the building needs to be replaced with new concrete. In addition, the concrete from the front door of the food pantry needs to be removed and replaced, including installing a small narrow sidewalk, gutters along side of the building to redirect rain water, and permanently removing three (3) palm trees from the entrance and side of the building. The shelter has an ADA access ramp that includes a landing area adjacent to and in front of the existing shelter entrance. The ramp area is higher in elevation than the existing building entrance; consequently, water is trapped within the entrance area, and seeps under the front doorway. To resolve this issue, the concrete and expansion joints, need to be replaced with new ones, including extending the concrete to the entire front of the main entrance. In addition, there are two palm trees at the entrance of the building and one on the side of the courtyard; all will have to be removed in order to minimize damage to the foundation. Making these changes to the front of the building ensures that the elevation and profile will allow for positive drainage of the entryway area, and meet ADA requirements.

- SFY 2016, Repairs to Transitional Housing Building.
 - Preliminary assessments conducted at the Transitional Housing shows that there is some structure shifting of the foundation/pillars; preliminary evaluation also show humidity damage to the exterior and interior of the modular building, i.e., floors, tiles, doors, and part of the roof. Upon further examination by the Engineer, there will be a plan for moving forward with the structural repairs of the exterior and interior of the Transitional Housing, which is home for 24 single men.

Mother Teresa Shelter - Condition of floors and walls before and during rehabilitation



New ADA Compliant Showers



Haven for Hope

- SFY 2015, Improvement to Haven for Hope Courtyard: urgent care clinic, canopies for courtyard, cover for check-in and safety railing.
 - This improvement would provide needed care concerns for the guests in the Courtyard. The project would be repurposing an existing space which would include a medication room, staff workstations, a receiving room, offices and a medical records room.
 - The purpose of the new metal canopies will be to provide more shaded areas during the day as well as some protection from the elements day and night. The new coverings with mister fans will increase the comfort of the guest a long with the safety of guests.
 - There is a need for a metal covering at the security check-in gate to the Courtyard. This covering will enhance the experience during check-in procedures and reduce the emotions during the check-in process. The safety rail is needed to protect the guests on the Courtyard.
- SFY 2015, Improvements to Main Campus: West Gate Replacement, Intake Remodel, Canvas Canopies Relocation, Backup A/C Compressors.
 - There is a need to replace the west side security gate. The original gate is not working properly, it is too long, sticks in the open position, and comes off its track regularly. The replacement gate will be two swing gates which have been proven to work much better for this purpose.
 - The intake area needs some minor changes to accommodate the guests in the intake area to enhance the flow of services. The can be accomplished by adding a wall and a couple of doors.
 - There is a need for shade in the activity area for the children as they play. Also there is a need for shade in the Men's Courtyard as well. This project is to relocate canvas canopies, which are owned by Haven for Hope, and erect them in the Outdoor Activity Center and the Men's Courtyard.
 - There is a need to have backup A/C compressors on campus. Haven for Hope is a 24/7/365 day campus with adults and children. The summer temperatures are very hard on current units. To order and replace these units in a timely matter is very costly. The backup A/C compressors will sever the campus needs well and will save money in the long run.
- SFY 2015, Fire Protection for 1231 W. Martin Building.
 - The rehabilitation of 1231 W. Martin building is needed to better serve the guests in the Courtyard. The services provided in this building will to assist those who are in great

need due to the effects of be homeless. There is going to be an overflow sleeping area during times of emergency and a family emergency shelter. There is a need to provide a fire protection system for 1231 W. Martin. Currently there is no sprinkler system installed in this building. This building is going to be remodel in 2015 and the first thing needed is a fire protection. To add a sprinkler system in this building, there several things needed: 1. Bring a main water line from a few blocks away. 2. Build a riser room to service the building 3. Install the entire sprinkler system. The rehabilitation of 1231 W. Martin building is needed to better serve the guests in the Courtyard. The services provided in this building will to assist those who are in great need due to the effects of be homeless. There is going to overflow sleeping in incumbent weather and a family emergency shelter.

- SFY 2016, Courtyard enhancements: Coverings, Cameras and Lightings, Water Fountains.
 - There is a need to provide additional covering for the clients served in the courtyard to ensure there is plenty of shade during in the heat, and to provide protection from inclement weather. This will provide more coverage in this area in addition to what is already in place. This will be done by erecting new canopies in areas not currently covered.
 - Recently the Courtyard switched their storage area from bins, to individual lockers for clients to access as needed. In order to provide proper security for the clients in this area, and their belongings, additional cameras are needed to be added. To ensure the camera viewing is clear and visible for monitoring, additional lighting is needed for this area.
 - As there have been many additions made to the Courtyard in the previous year, there have been additions of buildings/offices, as well as the growing number of clients served. With these changes, there is a greater need for water fountains to be able for clients. Work will be done to place 12 more water fountains in this area.
- SFY 2016, Campus Improvements: 12 small air conditioner units, warehouse handicap access ramp, intake rehabilitation, asphalt repairs, activity center restrooms/fountains, and laundry room increase.
 - There is a need to replace AC units that are in the family dorm to provide proper cooling for the clients during the warm weather. The previous units have been broken and repaired numerous times and are no longer able to be repaired. These units are needed to ensure the clients are provided a habitable living environment. 12 units will be purchased and placed in rooms where there are currently broken units.
 - Currently there is a Warehouse on campus utilized as an area for clients to fill some of their current needs. Clothing items are donated, and a shop is in place for clients to come and get what is needed. At this time staff has to assist those who are unable to use

- the stairs to access the Warehouse. With the Handicap Ramp in place, those who are unable to utilize the stairs will then be able to reach the warehouse on their own, and get to look for through items in the Warehouse without staff assistance. Construction will include a concrete ramp and railings.
- Construction is needed in the Intake Lobby area to add a glass wall partition for the current location for the posting of Life Safety Officers. This will provide more protection for the staff on duty, and privacy for the officer working at this check point.
 - This project will be conducted on the entranceway to Haven for hope. It is to provide better surfacing to ensure better parking for the handicap and to assist maintenance.
 - Since the Activity Center has a growing population of children, families, single clients, and other various activities going on in this area, there is a need to provide Restrooms/Fountains. The fountains will provide water to those outside in the activity center, and remain hydrated while engaged in activity as there is no readily available location for water other than re-entering campus.
 - Providing Restrooms will provide immediate restroom options for those using the Activity Center, versus having to re-enter campus. There will be five toilets, two urinals, and four sinks constructed in this area, as well as two water fountains. Clients residing in the Men's Residential Center have one industrial laundry room which is used to wash all clients' incoming linen/clothes, as well as dorm laundry. Clients/staff also utilize this laundry room for a stipend program which requires them to use the current industrial laundry room for CHCS linen on a daily basis. With this project, it will allow for an additional industrial laundry room to separate the clients' stipend program laundry from current dorm laundry. This will be to provide two industrial washers, two industrial dryers, and two metal tables for folding laundry.
 - SFY 2016, Restroom Enhancements: courtyard restroom privacy, campus restroom privacy.
 - As the population increases in the Courtyard, there is a greater need for privacy in the restrooms as it is not as easily accessed with large populations. This will provide additional wall space to ensure each stall is separated and provided a sufficient amount of privacy for clients utilizing the restrooms.
 - When the Men's Residential Center was constructed, there was not as much privacy provided for the stall area as for the women/family dorms. This project will ensure that the men are equally provided the privacy needed by separating the stalls.

Haven for Hope Restrooms – Part of Campus Enhancements near Activity Center



Wheelchair Accessible Ramp to Donation Center/Warehouse



Youth Count Texas!

In SFY 2016, six of the eight HHSP Subrecipients contributed toward the efforts of Youth Count Texas! The funds were used to mobilize communities across Texas to count and survey young people experiencing homelessness and housing instability either in conjunction with their point-in-time counts or through specific data collection efforts targeted toward youth. HHSP funds supported point-in-time training to volunteers, technical assistance to the Continuum of Care organizations, a data collection system, and a report on the successes and challenges of the count.

Counts were held in the communities below at a time between October, 2015, and March, 2016:

1. Austin
2. Bryan
3. Corpus Christi
4. Dallas
5. Denton
6. El Paso
7. Fort Worth
8. Garland
9. Houston
10. Irving
11. McKinney
12. New Braunfels/Comal and Guadalupe Counties
13. San Antonio
14. Tyler
15. Victoria
16. Waco

Young people under age 25 were included in these counts, consistent with the U.S. Housing and Urban Development's definition of homeless youth. Young people were considered to be homeless if they had spent the last night in a shelter, transitional housing, on the streets or other place not meant for human habitation, or in an unstable housing situation such as staying temporarily with a friend. A total of 1,007 surveys were collected and compiled. Upon data cleanup, duplicate removal, and removal of persons that did not meet eligibility criteria for age or living situation, a total of 758 surveys were included for final analysis.

The full report of Youth Count Texas, including the Report on Youth Homelessness in Texas can be found online at <http://www.tdhca.state.tx.us/housing-center/youthcounttexas.htm>.

Client Experiences

Below are client experiences as reported by HHSP Subrecipients:

- Client 1:
 - Unable to afford living on his own, this guest shared an apartment and expenses with his brother. After his brother passed away 15-months ago, guest faced homelessness for the first time at age 68. With no behavioral health, medical or addictions as barriers, homeless recovery was simply a matter of bring patient and staying positive.
 - After living at Austin Street Center and utilizing recovery services at The Bridge, guest was successfully housed 9-months after becoming homeless. He now has his own place that was furnished from top to bottom by church friends. Guest reported the simple things he missed while experiencing homelessness were having privacy and the ability to grab whatever food he wanted to eat out of the refrigerator at any time!
- Client 2:
 - Before the encampment underneath I-45 became known as Tent City, guest lived there for eight months with no access to toilets or running water. Persistence from her care manger led to guest obtaining shelter at The Bridge, just before the violence in Tent City started making headlines.
 - Guest reported abusing drugs and alcohol while in Tent City in order to self-medicate herself for her mental illness. Guest was linked to Bridge On-site Behavioral Health partner and received treatment for her mental illness as well as substance abuse. Guest worked diligently to devise a care and housing plan and was able to get into housing through Dallas Housing Authority.
- Client 3:
 - HHSP played a significant role in helping Mr. and Mrs. W. and their five children end their homelessness. With HHSP direct financial assistance funds, Mr. and Mrs. W. were able to pay off their utility debt and housing rental arrears and eventually obtain housing through Supportive Services for Veteran Families (“SSVF”).
 - Mr. and Mrs. W and their five children arrived to The Salvation Army emergency shelter after sleeping in their car for several months. At The Salvation Army Social Services Center, the family received basic need assistance such as clothes, food, and shelter and participated in HHSP case management. Their five children worked with the academic Learning Center teachers on school assignments and enrichment activities.

- Mr. and Mrs. W participated in employment services with Goodwill, Texas Center Point Alliance, and The Salvation Army while in shelter. Mr. W. initially found a job in the fast food industry but now has obtained a more promising job as a hotel manager.
- The family also received Christmas sponsorship from a television feature. The family is still in apartment housing and eventually received a S8 voucher with the help of SSVF.
- Ultimately, HHSP allowed this family to make the transition from shelter to housing. The family and The Salvation Army are grateful for the assistance that HHSP was able to provide.

HHSP Subrecipient Experiences

TDHCA asked each HHSP Subrecipient for their experience with the HHSP grant for SFYs 2015 and 2016. Five questions were asked:

1. What was the biggest success that resulted from HHSP in your community?
2. What was the biggest challenge of HHSP in your community?
3. Were HHSP funds used to leverage other funding sources related to persons experiencing or at risk of homelessness in your community?
4. Were HHSP funds in ways that cannot be used by other funding sources of funding?
5. If using HHSP for construction, please indicate the benefits of the finished construction projects for persons experiencing or at-risk of homelessness.

Regarding the biggest successes of HHSP funding, most of the HHSP Subrecipients listed numbers of persons they served, or described their program design. For example, the City of Arlington responded:

“Through our assistance funds we were able to take families off of the street and place them in the hotel for up to 3 months. With case management services and connecting with another rental assistance program, these families were able to move into a 24 month transitional housing program for continued assistance. The families will continue to receive case management to help them become self sustaining.”

The City of Dallas responded:

“Enhanced Care coordination among shelters in the community helped individuals experiencing homelessness to develop goals and gain access to necessary recovery services, including but not limited to, attaining housing and income. In addition, our community began collaborating more to streamline the recovery process and move homeless individuals into housing as quickly as possible.”

The City of Houston responded:

“[The] City of Houston was able to use the funds as part of our Rapid Rehousing System in a parallel funding approach. Additionally, the funds were used to support gaps in Houston's homeless system.”

Regarding the biggest challenges of HHSP, many of the HHSP Subrecipients responded that it was difficult not to serve all those in need. Several HHSP Subrecipients commented on program design issues, such as the requirement for clients to have incomes below 30% Median Family Income, or the contract timing or contract time period in which to spend the funding. Three HHSP Subrecipients commented on the lack of affordable housing in their communities. For example, the Mother Teresa Shelter responded:

“One of the biggest challenges we face in our community is the lack of affordable housing; in the City of Corpus Christi the Fiscal Year 2016 Income Limits (using the 30% extremely low income limits) of \$24,300.00 for a family of 4, housing rental [is] unattainable. The FY 2016 Fair Market Rent (“FMR”) in the City of Corpus Christi, Nueces County is as follow: Efficiency apartment \$737.00; One Bedroom \$792.00; Two Bedrooms \$996.00; Three Bedrooms \$1,311.00 and Four Bedrooms \$1,487.00; with these prices, the average household does not qualify for financial assistance under HHSP.”

The United Way of Tarrant County responded:

“With such demand for housing, particularly rentals, finding quality units throughout the community that met clients needs.”

The City of Dallas responded:

“The biggest challenge in our community continues to be the availability of affordable and permanent supportive housing. The number of months an individual can wait to be housed adversely effects a shelter's capacity to house more homeless individuals. This year, we saw more homeless individuals on the streets compared to the previous year.”

It should be noted that HHSP underwent a Texas Administrative Code (“TAC”) rule change in 2016 in part to be responsive to programmatic concerns for HHSP Subrecipients. As a result of the rule change, clients’ income could be up to, but not exceed, 50% of the median family income during recertification of income within 12 months of receiving initial HHSP assistance. This is a change from requiring all clients to have 30% of the median family income upon re-certification to still

receive HHSP assistance. With this rule change, clients who are currently receiving assistance, and who have increased income upon entry above 30% median family income but still are not stably housed, may continue to receive assistance.

Six out of the eight HHSP Subrecipients leveraged HHSP funds with other sources. Three HHSP Subrecipients reported using HHSP as a matching source for federal grants, including Emergency Solutions Grants. Four HHSP Subrecipients reported using HHSP in conjunction with other federal funding, such as the US Department of Housing and Urban Development's HOME Tenant-Based Rental Assistance ("TBRA") or US Veterans Affairs' Supportive Services for Veteran Families. The City of Austin's Subgrantee Salvation Army, Austin Corps, reported leveraging HHSP funds with private foundation funds, and the United Way of Tarrant County (administering HHSP on behalf of the City of Fort Worth) reported leveraging other funding from the City of Fort Worth.

Two out of eight HHSP Subrecipients reported being able to use HHSP funds in ways that cannot be used by other funds. The City of Austin reported:

"The flexibility of this funding has helped the Austin community by allowing funds for direct assistance for clients with major housing barriers, where other funding sources have caps without the flexibility to exceed the caps for extraordinary cases."

Mother Teresa Shelter (Corpus Christi) reported:

"Yes, [an] example of how HHSP funding is used that in other funding sources is not permissible is the 100% support of staff whose sole duties are to provide case management to individuals experiencing homelessness, and to those at risk of becoming homeless. In addition, HHSP funding can be used for construction and rehabilitation of new and/or existing facilities that provides shelter and/or supportive services to homeless persons."

Three additional HHSP Subrecipients also included uses of HHSP that supplemented existing funds or programs. For example, the City of Arlington stated:

"In our community we do not have a lot of hotel assistance, nor eviction prevention services. This program has benefited many families in order to help them find shelter or stay in place."

The City of Houston responded:

"Yes, we were able to use HHSP to fund case management services for individuals who were chronically homeless and would become homeless without case management. However, those services technically could be funded under federal [Community Development

Block Grant] funds, but there are not enough funds in our system to do that program. The reality is that HHSP funds programs that could not otherwise be funded due to lack of funding.”

The last sentence of Houston’s response regarding the lack of funding for other homeless-related programs was highlighted in the responses from several other HHSP Subrecipients.

Only two HHSP Subrecipients used funding for construction. Mother Teresa Shelter (Corpus Christi) responded:

“Prior to being awarded HHSP funds, the City of Corpus Christi lacked a comprehensive Transitional Housing for Men; with the financial support of the HHSP grant we were able to purchase land, and rehabilitate a building to house 24 single men. Furthermore, our organization struggled to make the necessary repairs to our homeless day shelter, but thanks to the HHSP funding, and the exceptional technical support of the TDHCA staff we have been successful in providing transitional housing and supportive services to persons experiencing homelessness and those at risk of becoming homeless.”

Haven for Hope (San Antonio) responded:

“Construction provided restrooms and chilled water in our activity center, privacy in the dorm restrooms, replacement air conditioners for rooms occupied by clients, additional laundry facilities for clients, handicapped ramp access for clients to our donation center, 20 chilled water fountains in our outdoor courtyard area for 500 plus clients, locker storage enabling clients to secure their belongings, and canopy expansion providing clients protection from the elements.”

TDHCA continues to be in contact with HHSP Subrecipients on a regular basis regarding contract administration and program design issues in an effort to ensure the best use of these resources.

Historical HHSP

Generally, the number of persons experiencing homelessness has decreased in the eight HHSP Subrecipient cities since the start of the program. The U.S. Department of Housing and Urban Development requires an annual point-in-time count, which is a count of sheltered and/or unsheltered persons experiencing homelessness often in one day sometime during the last two weeks of January. While point-in-time counts can vary depending on weather, number of volunteers, and other external factors, these counts are widely used as measures of homelessness. From 2009 to 2016, there has been an average decrease of 22%. From 2014 to 2016, there has been an average decrease of 9%.

Point-in-Time Counts, 2009, 2014, 2016

| HHSP Subrecipient | 2009 Point-in-Time - persons | 2014 Point-in-Time - persons | 2016 Point-in-Time - person | Percent Change from 2009 to 2016 | Percent Change from 2014 to 2016 |
|--|------------------------------|------------------------------|-----------------------------|----------------------------------|----------------------------------|
| City of Arlington | Counted with Fort Worth | Counted with Fort Worth | Counted with Fort Worth | n/a | n/a |
| City of Austin | 2,641 | 1,987 | 2,138 | -19% | 8% |
| City of Dallas | 3,701 | 3,514 | 3,810 | 3% | 8% |
| City of El Paso | 1,260 | 1,260 | 1,100 | -13% | -13% |
| City of Houston | 7,576 | 5308 | 4,031 | -47% | -24% |
| City of Corpus Christi (Mother Teresa Shelter, Inc.) | 658 | 912 | 579 | -12% | -37% |
| City of San Antonio (Haven for Hope of Bexar County) | 2,690 | 2,892 | 2,781 | 3% | -4% |
| City of Fort Worth (United Way of Tarrant County) | 2,181 | 2,425 | 1,938 | -11% | -20% |
| Grand Total | 18,526 | 15,873 | 14,439 | -22% | -9% |

Most of the cities had a decrease in the homeless population counted during the point-in-time count between 2009 and 2016. The above chart may be put into context with the general population by considering the population changes in the cities. Most cities' population increased by a greater percentage between 2009 and 2015 than the percentage of the homeless population.

City Population, 2009-2015

| City | Total Population - 2009 | Total Population - 2015 | Population Change from 2015 to 2009 | Population Percent Change |
|--------------------|-------------------------|-------------------------|-------------------------------------|---------------------------|
| Arlington | 380,072 | 388,122 | 8,050 | 2% |
| Austin | 790,593 | 931,840 | 141,247 | 18% |
| Corpus Christi | 287,231 | 324,082 | 36,851 | 13% |
| Dallas | 1,299,590 | 1,300,082 | 492 | 0% |
| El Paso | 620,440 | 681,136 | 60,696 | 10% |
| Fort Worth | 731,588 | 836,969 | 105,381 | 14% |
| Houston | 2,260,918 | 2,298,628 | 37,710 | 2% |
| San Antonio | 1,373,677 | 1,469,824 | 96,147 | 7% |
| Grand Total | 7,744,109 | 8,230,683 | 486,574 | 6% |

Source: American Community Survey, 2009 and 2015 1-year estimates, table DP05.

Between SFYs 2010-2016, there have been 45,672 persons served with HHSP, which makes up 35,553 households.

Since SFY 2010, HHSP has been funded by different sources. These funds and the funding years include the following:

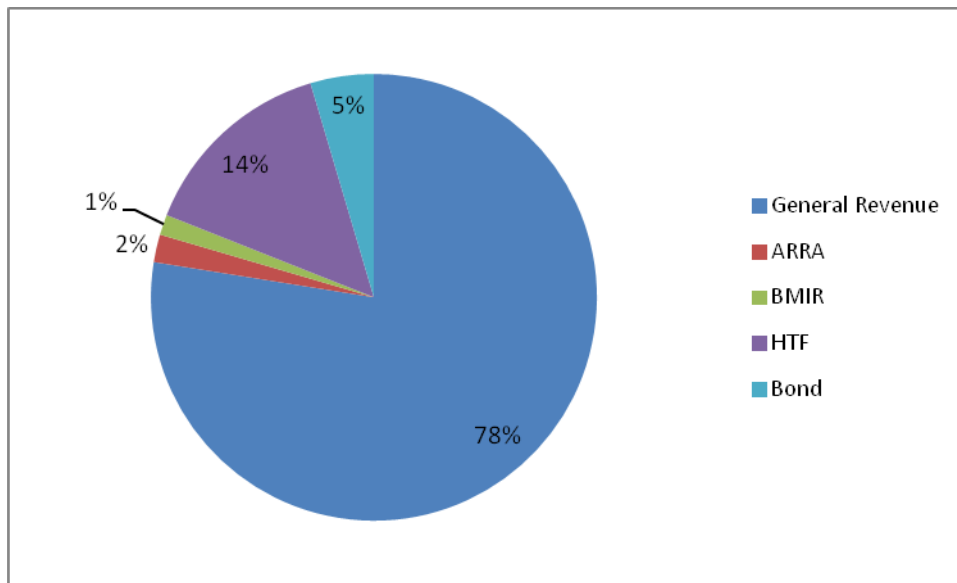
- General Revenue (“GR”), SFY 2010 – 2016 (no GR funding in 2013)
- American Recovery and Reinvestment Act (“ARRA”), SFY 2012
- Below Market Interest Rate (“BMIR”) – residual proceeds, 2012
- State Housing Trust Fund (“HTF”), 2012-2013
- Residual Bond Proceeds, 2013

HHSP Funding Sources, SFYs 2010-2016

| Funding Type | Total Amounts (SFYs 2010-2016) | Percent of funding sources (SFYs 2010-2016) |
|--------------------|--------------------------------|---|
| GR* | \$35,000,000 | 78% |
| ARRA | \$891,627 | 2% |
| BMIR | \$654,751 | 1% |
| HTF | \$6,409,075 | 14% |
| Bond | \$2,044,547 | 5% |
| Grand Total | \$45,000,000 | 100% |

*Reflects General Revenue funds appropriated through various General Appropriations Acts. Does not reflect \$450,000 reduction taken in response to required General Revenue reductions in 2011.

HHSP Funding Sources, SFYs 2010-2016 – Pie Chart



All of the funding for 2015 and 2016 HHSP came from GR.

2017 HHSP

Funding for SFY 2017 HHSP is currently budgeted as follows for the eight Subrecipients.

HHSP Subrecipient Budget Categories, SFY 2017

| Subrecipient | Admin | Case Mgmt. | Housing Staff | Maintenance & Operation | Construct. /Rehab | Homeless Prevention | Homeless Assistance | Total funding |
|---|------------------|--------------------|------------------|-------------------------|--------------------|---------------------|---------------------|--------------------|
| City of Arlington | \$10,000 | \$9,625 | \$25,000 | \$0 | \$0 | \$121,214 | \$54,670 | \$220,509 |
| City of Austin | \$0 | \$89,500 | \$0 | \$249,296 | \$170,000 | \$0 | \$0 | \$508,796 |
| City of Dallas | \$40,556 | \$540,778 | \$0 | \$229,796 | \$0 | \$0 | \$0 | \$811,130 |
| City of El Paso | \$31,070 | \$40,000 | \$40,000 | \$0 | \$0 | \$220,000 | \$115,971 | \$447,041 |
| City of Houston | \$127,286 | \$640,575 | \$115,000 | \$0 | \$0 | \$0 | \$390,000 | \$1,272,861 |
| Haven for Hope - City of San Antonio | \$20,000 | \$45,000 | \$0 | \$0 | \$963,522 | \$0 | \$0 | \$1,028,522 |
| Mother Teresa Shelter - Corpus Christi | \$6,000 | \$67,066 | \$35,060 | \$0 | \$60,000 | \$36,826 | \$31,358 | \$236,310 |
| United Way of Tarrant County - Fort Worth | \$18,993 | \$0 | \$0 | \$0 | \$0 | \$0 | \$455,838 | \$474,831 |
| Grand Total | \$253,905 | \$1,432,544 | \$215,060 | \$479,092 | \$1,193,522 | \$378,040 | \$1,047,837 | \$5,000,000 |

Haven for Hope and Mother Teresa Shelter have programmed the funds themselves. The cities of Arlington, Austin, Dallas, El Paso, Houston, and Tarrant County United Way have sub-granted the HHSP funds per below:

HHSP Subrecipients and Subgrantees, SFY 2017

| # | HHSP Subrecipient | HHSP Subgrantee | Service Area | Activities |
|----|---|---|---|--|
| 1 | City of Arlington | Arlington Housing Authority | Arlington City Limits | Homelessness Prevention, Homelessness Assistance |
| 2 | City of Austin | Front Steps | Austin City Limits | Homelessness Assistance |
| 3 | City of Austin | Salvation Army of Austin | Austin City Limits | Homelessness Assistance |
| 4 | City of Dallas | Bridge Steps | Dallas County | Homelessness Assistance |
| 5 | City of El Paso | El Paso Human Services | El Paso City Limits | Homelessness Prevention, Homelessness Assistance |
| 6 | City of El Paso | La Posada Home | El Paso City Limits | Homelessness Prevention |
| 7 | City of El Paso | Project Vida | El Paso City Limits | Homelessness Prevention, Homelessness Assistance |
| 8 | City of El Paso | Salvation Army of El Paso | El Paso City Limits | Homelessness Prevention, Homelessness Assistance |
| 9 | City of El Paso | YWCA | El Paso City Limits | Homelessness Assistance |
| 10 | City of Houston | Salvation Army Youth Adult Resource Center | Houston City Limits | Homelessness Assistance |
| 11 | City of Houston | SEARCH | Houston City Limits | Homelessness Assistance |
| 12 | City of Houston | Coalition for the Homeless of Houston and Harris County | Houston City Limits | Homelessness Assistance |
| 13 | City of Houston | Houston Housing Authority | Houston City Limits | Homelessness Assistance |
| 14 | Haven for Hope - City of San Antonio | n/a | Bexar County | Homelessness Prevention, Homelessness Assistance |
| 15 | Mother Teresa Shelter - Corpus Christi | n/a | Aransas, Kleberg, Nueces, San Patricio counties | Homelessness Prevention, Homelessness Assistance |
| 16 | United Way of Tarrant County - Fort Worth | Fort Worth Housing Solutions | Fort Worth City Limits | Homelessness Assistance |

HHSP Activities, SFY 2017

Two HHSP Subgrantees have budgeted for construction, as follows.

Mother Teresa Shelter plans to conduct the following construction:

- Replace Air Conditioner Units

- Mother Teresa Day Shelter is proposing to replace its 14-year old, three 4-ton gas package roof top units. It anticipates replacing the units with Energy Star Conditioners. Due to the heat and humidity in the City of Corpus Christi, air condition units have a shorter life expectancy, and in order to continue providing day shelter and supportive services to homeless persons it is necessary to replace the units. In addition, the phenolic coat condenser coils will have to be applied so that it will sustain higher temperature stability. When installing the new units, it will be necessary to upgrade the electrical system. For safety reasons, an aluminum gate was installed around the facility. The shelter needs to temporarily remove a portion of the gate in order to access the built for a crane.
- Commercial ceiling fans
 - Removal of four ceiling fans in the main build and replacing them with 4 commercial ceiling fans.
- Shelves
 - Installation of 24 shelves with dowels in each private room at the Transitional Housing which will allow residents to better organize their belongings.

Haven for Hope plans to conduct the following construction:

- Courtyard Client Enhancements
 - The Courtyard is serving a large number of clients, only some of whom fit under a shaded area. This project will significantly extend the covered canopy area, providing much needed shade and rain protection. It will also extend the natural lighting, mist fans, night lighting, and fire suppression systems.
 - The diverse population also includes members of the Lesbian/Gay/Bisexual/Transgender/Queer (“LGBTQ”) population. To both comply with Federal protections for that community, and to address an existing shortage, this project will add four private shower rooms accessible from the Courtyard.
- Campus Client Enhancements
 - Create a receiving area in the warehouse donation building that has the physical characteristics of a store, not a warehouse. This project will create a humane environment for clients and staff. It will address issues including lighting, HVAC, and security.
 - The main circulation spine of the campus (Hardberger Way) does not provide enough shaded areas for client use, could benefit from the introduction of more human scaled

elements, and does not include a covered bus shelter for children going to school. This project will provide two shade structures along Hardberger Way, providing a bus pickup location with shade, shelter and identity.

- Campus Energy Enhancements
 - The existing AC Control system has some inefficiencies that cause a waste of energy and areas that are not responsive to client needs. This project will install a control system that will allow better regulation, balancing, and system diagnosis.

TDHCA continues to work with the HHSP funds to ensure they are expended in a compliant and efficient manner to assist persons experiencing homelessness or persons at-risk of homelessness.